

**MIM**

# **AIR CURTAIN**



# X CROSS FLOW AIR CURTAIN



- **Aesthetic flow panel design:** adopting hexagonal holes & rounded rectangle punching, fashionable and ritzy stronger panel rigidity.
- **Integrated air duct design:** the air outlet is stable, the air speed decays slowly, and the air curtain effect is more significant.
- **High-efficiency motor:** using independent R&D and self-produced motor, strong power, low noise and reliable performance.
- **Multi control modes:** adopt remote control and manual button mode, the operation is more convenient, standard 2-speed wind speed, suitable for use in a variety of places.
- **Intelligent magnetic door switch:** control of door opening and closing, greatly reduce the outflow of indoor air, and save more energy.



## Parameters

Parameter base on 220V/50Hz

Voltage/Frequency: 220-240V/50Hz, or 110V/60Hz, 110V/50Hz, 220V/60Hz are all available.

Model	Diameter of Impeller (mm)	Input Power (W)	Air Velocity (m/s)	Air Volume (m <sup>3</sup> /h)/CFM	Noise (dB)	Net Weight (KG)	Gross Weight (KG)	Unit Size (mm)	Carton Size (mm)	Mounting Height (m)
MNT-1309W-2R-DS	120	150	11.0	1780/1047	≤43	11.5	13.0	900×215×200	960×270×250	2.3-3
MNT-1310W-2R-DS	120	150	11.0	1980/1164	≤43	12.1	13.8	1000×215×200	1060×270×250	2.3-3
MNT-1312W-2R-DS	120	180	11.0	2370/1394	≤44	14.5	16.5	1200×215×200	1260×270×250	2.3-3
MNT-1315W-2R-DS	120	220	11.0	2970/1747	≤46	17.2	19.7	1500×215×200	1560×270×250	2.3-3
MNT-1320W-2R-DS	120	320	11.0	3960/2329	≤51	21.5	25.0	2000×215×200	2060×270×250	2.3-3

# T3 CROSS FLOW AIR CURTAIN

SIMPLE AND TASTEFUL



- **Appearance:** Corrosion-resistant aluminum body with a sleek, high-end design — easy to clean and maintain.
- **Unique air duct and air inlet design:** bringing powerful, smooth and even air flow making a great air curtain effect, the installing height will be roundly 0.3m higher than competitor.
- **High efficiency motor:** Adopting self-made motor, powerful, lower noise and more reliable.
- **Multi-control ways:** With new generation of remote control receiver and manual key design, the operation is more convenient, standard two speeds, three speeds for option, which is suitable for a variety of places.
- **Intelligent magnetic door switch:** Control of door opening and closing, greatly reduce indoor air outflow and save energy.



## Parameters

Parameter base on 220V/50Hz

Model	Wheel Diameter (mm)	Input power (w)	Air speed (m/s)	Air volume (m³/h)	Noise Level dB(A)	Net Weight (KG)	Gross Weight (KG)	Unit Size (mm)	Carton Size (mm)	Mounting Height (m)
MNT-1309S-2R-DS	120	130	11	1700	≤43	12.5	14.6	900x220x209	955x275x265	2.3-3
MNT-1312S-2R-DS	120	160	11	2350	≤44	14.7	17.4	1200x220x209	1255x275x265	2.3-3
MNT-1315S-2R-DS	120	190	11	2850	≤46	17.6	19.3	1500x220x209	1555x275x265	2.3-3

# XD CENTRIFUGAL FLOW AIR CURTAIN

(FOR CEILING MOUNTED)



- **Ceiling recessed design:** the panel integrated with the ceiling, novel appearance.
- **Unique air inlet and outlet design:** air inlet and outlet are integrated, and the installation is easy. The structure of the whole machine is compact, the air in and out is stable and even, and the effect of the air curtain is more remarkable when it is installed indoor.
- **High-efficiency motor:** use self-produced motor, coupled with low-noise, high-speed centrifugal volute, strong power, low noise, suitable for indoor use, reliable performance.
- **Multi control modes:** adopt remote control and wire control, suitable for indoor use in a variety of places.



## Parameters

Parameter base on 220V/50Hz



Voltage/Frequency: 220-240V/50Hz, or 110V/60Hz, 110V/50Hz, 220V/60Hz are all available.

Model	Wheel Diameter (mm)	Input power (w)	Air speed (m/s)	Air volume (m <sup>3</sup> /h)	Noise Level dB(A)	Net Weight (KG)	Gross Weight (KG)	Unit Size (mm)	Carton Size (mm)	Mounting Height (m)
MNT-1320W-CFRR-DS	120	424	15.5	2200	≤53	34.5	37.5	2020x290x232.8	2050x315x270	3-3.5

# H CENTRIFUGAL FLOW AIR CURTAIN



- **Unique square appearance design:** square appearance hardcore design, fashionable and clean, Optional stainless steel body material outstands the high-end fashion.
- **Unique upper air intake design:** the panel is flat and easy to clean, the whole machine has a compact structure, the loss of air volume is small, the air outlet is stable and even, and the effect of the air curtain is more remarkable.
- **High-efficiency motor:** use self-developed and self-produced motors, all copper wire motors with NSK bearings to ensure stable output of motor performance.
- **Multi control modes:** adopt remote control and manual button mode, the operation is more convenient, standard 2-speed wind speed, suitable for use in a variety of places.
- **Intelligent magnetic door switch:** Control of door opening and closing, greatly reduce the outflow of indoor air, and save more energy.




## Parameters

Parameter base on 220V/50Hz

Voltage/Frequency: 220-240V/50Hz, or 110V/60Hz, 110V/50Hz, 220V/60Hz are all available.

Model	Wheel Diameter (mm)	Input power (w)	Air speed (m/s)	Air volume (m³/h)	Noise Level dB(A)	Net Weight (KG)	Gross Weight (KG)	Unit Size (mm)	Carton Size (mm)	Mounting Height (m)
MNT-1315W-CRF-DS	120	780	21	2420	≤52	27.5	30	1500x235x215	1590x295x290	5-5.5
MNT-1320W-CFR-DS	120	830	21	2900	≤54	35.8	39.6	2000x235x215	2090x295x290	5-5.5

**MIM**



## **Air Curtain Data Sheet**